

Desktop B&W Multi Function Printer

RICOH SP 210 Series

✔ Copier ✔ Printer ✔ Facsimile ✔ Scanner

RICOH
imagine. change.



SP 210 /
SP 212Nw

22
ppm B/W

SP 210SU /
SP 212SNw

22
ppm B/W

SP 210SF /
SP 212SFNw

22
ppm B/W

Think simple





RICOH Desktop B&W Printer Series

The RICOH SP 210 series combines high productivity with ease of use in a compact package. Compact enough to fit on a desktop, and so quiet that it goes unnoticed, the single function series RICOH SP 210/ SP 212Nw is the ideal A4 black & white printer for small and home offices. A fast print speed, colour scanning and high speed G3 faxing enhance small/home office performance. The multi function series RICOH SP 210SU/ SP 212SNw/ SP 210SF/ SP 212SFNw is extremely easy to operate via the user-friendly 4-line LCD panel and everything can be done from the front of the device. ID card copy is another time-saving feature allowing you to copy both sides of an ID card onto one side of paper. You can also send print data directly from a smart device such as a smartphone or tablet. To top it off, paperless fax reception, manual double-sided printing and a high-yield, all-in-one print cartridge reduce your overall costs.

- Space saving
- Fast: 22 pages per minute
- High resolution: Max 1200 dpi
- ID card copy & colour scanning
- Manual double-sided printing & PCL support



Model Configuration

| Printer | 3 in 1 | 4 in 1 |
|--|--|---|
|  <p>SP 210 : USB Printer SP 212Nw : Network Printer</p> |  <p>SP 210SU 3 in 1 USB Multi-Function</p>  <p>SP 212SNw 3 in 1 Network AOF Multi-Function</p> |  <p>SP 210SF : 4 in 1 USB Multi-Function SP 212SFNw : 4 in 1 Wireless Multi-Function</p> |

NEW RICOH SP 210 SERIES

Versatile functions that meet diverse business needs.



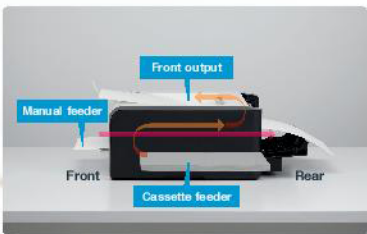
Compact enough to fit in small spaces

Thanks to their compact size, these printers can squeeze in anywhere, so you can get the most out of your office space. With their stylish design, they're the perfect fit for today's office décor.



Toner Save Mode cuts printing costs

Toner Save Mode is an effective way to keep printing costs down by printing with less toner than usual. This is convenient when printouts are needed for internal viewing only.



Streamlined paper path keeps jobs printing smoothly

Thanks to Ricoh's advanced MFP technology, these printers have a streamlined paper path that reduces strain on the paper and minimizing paper jams.



Flexible networking (Network & Wireless models)

With Ethernet and Wi-Fi networking models, the SP 210 series is equipped with full connectivity option for your business needs.



Front-opening design makes it easy to replenish paper and perform other everyday operations

These printers are designed to open from the front for toner replacement and paper replenishment. In the unlikely event of a paper jam, you simply open the front panel and remove the jammed paper by hand. Even if the jam is at the back, opening and closing the panel causes the paper to be discharged automatically.



Easy maintenance

This new printer is designed for easy replenishment with Ricoh original toner for easy maintenance and low running cost.

RICOH SP 210SF/ SP 212SFNw/ SP 210SU/ SP 212SNw/ SP 210/ SP 212Nw

MAIN SPECIFICATIONS

| | | 4 in 1 | | 3 in 1 | | Single Function | | |
|---|--|---|---|--|---|---|--|--|
| | | SP 210SF | SP 212SFNw | SP 210SU | SP 212SNw | SP 210 | SP 212Nw | |
| GENERAL | | | | | | | | |
| Type | Desktop | | | | | | | |
| Printing speed | Up to 22 ppm | | | | | | | |
| First print speed | Less than 6 sec (from paper-feed-start to paper-ejection) | | | | | | | |
| Warm-up time | Less than 25 sec | Less than 27 sec | Less than 25 sec | Less than 27 sec | Less than 25 sec | | | |
| Printing resolution | Max. 1200dpi | | | | | | | |
| Duplex printing | Manual | | | | | | | |
| Dimension (WxDxH) | 402 x 360 x 293 mm | | 402 x 360 x 252 mm | | 402 x 360 x 293 mm | | 402 x 360 x 165 mm | |
| Weight (with cartridge) | 11.1kg or less | | 9.9kg or less | | 11.1kg or less | | 7.2 kg or less | |
| Input capacity (A4/Letter) | Standard tray | 150 sheets | | | | | | |
| | Bypass tray | 1 sheet | | | | | | |
| Output capacity (A4/Letter) | ADF | Up to 35 sheets (A4, 80g/2) | | N/A | | Up to 35 sheets (A4, 80g/2) | | |
| | Standard tray | 100 sheets(face down, 70 g/m ²) | | 1 sheet (face-up, straight paper path) | | N/A | | |
| Paper size | Standard tray | A4, Letter, Half letter, B5 (ISO), A5, B6, A6, Executive, 16K, Legal | | | | | | |
| | Bypass Tray | Width: 100mm to 216mm; Length: 148mm to 356mm | | | | | | |
| Media type | Standard/Bypass tray | Plain Paper, Recycled Paper | | N/A | | Plain Paper, Recycled Paper | | |
| | ADF | Plain Paper, Recycled Paper | | N/A | | Plain Paper, Recycled Paper | | |
| Paper weight | Standard/Bypass tray | 60 - 105g/m ² | | 52 - 105g/m ² | | N/A | | |
| | ADF | 220 - 240V, 50/60Hz | | N/A | | N/A | | |
| Power source | 220 - 240V, 50/60Hz | | | | | | | |
| CONTROLLER | | | | | | | | |
| RAM | 128MB | | | | | | | |
| PDL | GDI | PCL6 | GDI | PCL6 | GDI | PCL6 | PCL6 | |
| Fonts | N/A | PCL80 | N/A | PCL80 | N/A | PCL80 | PCL80 | |
| Connectivity | Host Interface | USB2.0 | USB2.0, Ethernet 10/100BASE-TX, IEEE 802.11 b/g/n | USB2.0 | USB2.0, Ethernet 10/100BASE-TX, IEEE 802.11 b/g/n | High-Speed USB2.0 | High-Speed USB2.0, Ethernet 10/100BASE-TX, IEEE 802.11 b/g/n | |
| | Network Protocol | N/A | TCP/IP | N/A | TCP/IP | N/A | TCP/IP | |
| | Windows Environment | Windows XP, Windows Vista, Windows 7, Windows 8, Windows 8.1, Windows Server 2003, Windows Server 2003 R2, Windows Server 2008, Windows Server 2008 R2, Windows Server 2012, Windows Server 2012 R2 | | | | | | |
| TARGET CONSUMABLE YIELD | | | | | | | | |
| Starter toner | Approx. 1,000 pages | | | | | | | |
| High yield toner | Approx. 2,600 pages | | | | | | | |
| Condition: 1) ISO/IEC19752 is used to measure the above toner yield. 2) The condition is standard temperature and humidity. 3) This yield number may change depending on the circumstances and printing conditions. | | | | | | | | |
| TARGET PRINT VOLUME & RELIABILITY | | | | | | | | |
| Maximum print volume (Duty) | Less than 20,000 pages/month | | | | | | | |
| Target print volume | Max 1,000 pages/month, Ave 500 pages/month | | | | Max 1,000 pages/month, Ave 400 pages/month | | | |
| Estimated unit life | 5 years or 60K prints | | | | | | | |
| ECOLOGY | | | | | | | | |
| Power requirement | 220 - 240V, 50/60Hz | | | | | | | |
| Power consumption | Max (Full system) | 900W or less | | | | | | |
| | During printing (Full system) | 379W | 381W | 377W | 379W | 354W | 356W | |
| | Energy saver (Sleep) | 3.4W | 3.7W | 2.6W | 3.3W | 2.4W | 2.6W | |
| Typical Electricity Consumption (TEC) Value | 1,339Wh | 1,427Wh | 1,306Wh | 1,394Wh | N/A | N/A | | |
| SOUND | | | | | | | | |
| Sound pressure Level | Standby/ Energy saving | Less than 16.5dB(A) | | | | Less than 56.7 dB(A) | | |
| | Printing | Less than 56.5dB(A) | | Less than 54.2dB(A) | | | | |
| COPIER | | | | | | | | |
| First copy speed | Platen (600 x 600 dpi): Less than 32 sec ADF (600 x 300 dpi): Less than 32 sec | | | | | | | |
| Maximum Original Size | Platen | Width: 216 mm; Length: 297 mm | | | | | | |
| | ADF | Width: 140 to 216 mm; Length: 140 to 356 mm | | | | | | |
| Copy speed (A4/ Letter) | Up to 22 cpm | | | | | | | |
| Multiple copy | Stack | Yes (Up to 99) | | | | | | |
| | Sort | Yes | N/A | Yes | | | | |
| Resolution | Max 600 x 600 dpi | | | | | | | |
| Reduction/ Enlargement | 25% - 400% in 1% increments | | | | | | | |
| Duplex copy | Manual | | | | | | | |
| Combine copy | ADF model only | | | | | | | |
| ID card copy | Yes | | | | | | | |
| SCANNER | | | | | | | | |
| Colour/Mono | Colour | | | | | | | |
| Resolution (Optical) | From glass | 600 x 600 dpi | | | | | | |
| | From ADF | 600 x 300 dpi | | | | | | |
| Grayscale | Yes | | | | | | | |
| Scanning speed (300dpi) Letter/A4 | Monochrome | 147 mm/s (300 dpi)/ 36 mm/s (300 dpi) | | | | | | |
| | Full colour | 49 mm/s (300 dpi)/ 12 mm/s (300 dpi) | | | | | | |
| Maximum original size | Platen | A4 (210 x 297 mm)/ Letter (215.9 x 279.4 mm) | | | | N/A | | |
| | ADF | Width: 140 to 216 mm; Length: 140 to 356 mm | | N/A | | Width: 140 to 216 mm; Length: 140 to 356 mm | | |
| TWAIN compliant | TWAIN, WIA | | | | | | | |
| Scan to USB | Yes | | | | | | | |
| Scan to Folder | N/A | Yes | N/A | Yes | | | | |
| Scan to E-mail | N/A | Yes | N/A | Yes | | | | |
| FAX | | | | | | | | |
| Compatibility | G3 | | | | | | | |
| Coding system compression method | MH / MR / MMR | | | | | | | |
| Modem speed | 33.6k - 2400bps | | | | | | | |
| Transmission speed | Approx. 3 sec. | | | | | | | |
| Memory backup | Send: 5 jobs (Max 10 pages by per job) Receive: 50 jobs (Max 100 pages by all jobs) | | | | | | | |
| Smoothing | Yes | | | | | | | |
| One touch dial | 8 locations | | | | | | | |
| Speed dial/ Group dial | 100 locations | | | | | | | |
| Automatic redial | Yes | | | | | | | |
| Dual access | Yes | | | | | | | |
| Time indicator | Yes (Clock) | | | | | | | |
| PC Fax | Yes (Send/Receive) | | | | | | | |
| Contrast control | Density control is available | | | | | | | |
| TRANSMISSION | | | | | | | | |
| Memory transmission (Receiving) | Up to 100 pages (ITU-T #1 Test Chart) | | | | | | | |
| Broadcasting | Yes | | | | | | | |
| Error correction mode | Yes | | | | | | | |
| Page retransmission | Yes | | | | | | | |
| TELEPHONE | | | | | | | | |
| Pulse/ Tone selection | Yes | | | | | | | |

RICOH
imagine. change.

www.ricoh.co.in

RICOH INDIA LIMITED

CORPORATE OFFICE: 2nd Floor, Salcon Aurum Building, Plot No. 4, District Centre, Jasola, New Delhi-110025
Tel:(011)49103000, 49103100,49103200 Fax:(011)49103099,49103199 Email:ril.info@ricoh.co.in SMS:'RICOH' to 53456
REGISTERED OFFICE:801,8th Floor, Akruti Star, MIDC Central Road, Andheri-East, Mumbai - 400093
Tel:(022)66833000 Fax:(022) 67032099
Ahmedabad, Bangalore, Bhopal, Bhubaneswar, Chandigarh, Chennai, Coimbatore, Delhi, Gurgaon, Guwahati, Hyderabad, Jaipur, Kochi, Kolkata, Lucknow, Mumbai, Nagpur, Noida, Patna, Pune, Ranchi, Visakhapatnam

SP20141015-P02R

